

GH HERKULES 3F

COATED TYPE 2 FIRE HOSE & INDUSTRIAL HOSE

MATERIAL CONSTRUCTION

Jacket:

- High-tenacity polyester yarn, circular woven in twill weave (much more resistant to abrasion than plain weave)
- 3-ply warp threads, heavy duty construction for better abrasion resistance and increased pressure parameters

Lining:

- High-grade EPDM rubber, flexible at low temperatures, also suitable for hot water, wall thickness 0.8 mm
- Excellent resistance to seawater, chemicals, UV radiation and ozone (much better than SBR, for example)
- Co-extruded adhesive layer (0.2 mm wall thickness), penetrates the weave almost completely during vulcanization
- This type of rubber guarantees a very smooth lining with low friction loss and excellent adhesion between the rubber and jacket

Outer coating:

- Highly abrasion-resistant synthetic coating for better resistance against heat, oil and chemicals
- Extra mechanical protection against jacket damage


ADVANTAGES

- ✓ Very lightweight and highly flexible (also at extremely low temperatures)
- ✓ Excellent resistance to heat, aging and ozone
- ✓ Lining extremely resistant to seawater and a wide range of chemicals (see resistance table)
- ✓ Tough and durable
- ✓ Resistant to mildew and rot
- ✓ Easy to repair

AT A GLANCE

Standard lengths

- 60 m

 Other lengths available on request (possibly with cutting fee)

Temperature ranges

-40 °C bis 80 °C

(Specifications apply to Water)

Standard colors

red

Areas of application

- Fire departments
- Industry
- Shipping
- Military
- Disaster relief
- Construction
- Agriculture

CONTACT

Gollmer & Hummel GmbH
Gässlesweg 23
75334 Straubenhardt

T +49 (0) 7082 9434-0

F +49 (0) 7082 9434-99

E info@gollmer-hummel.de

PRESSURES

Working pressure:

Specifications apply only to the hose (medium water, 20 °C). The potential working pressure may be lower than specified above for hose lines with couplings due to the nominal pressure of the couplings or the type of assembly.

Maximum working pressure:


Approval can only be given by the manufacturer upon clarification of the exact area of application.

DATASHEET

Inside diameter in mm	Weight in g/m	Wall thickness in mm	Working pressure in bar	Burst pressure in bar	Approval
25	160	1.9	16	60	DIN 14811
38	235	2.1	16	60	DIN 14811
40	255	2.1	16	60	
42	270	2.1	16	60	DIN 14811
45	290	2.1	16	60	DIN 14811
52	325	2.1	16	60	DIN 14811
55	355	2.1	16	60	
65	450	2.2	16	60	DIN 14811, BS 6391
70	500	2.2	16	60	
75	540	2.2	16	60	DIN 14811
110	860	2.3	12	36	

i Specifications apply only to the hose. The potential working pressure may be lower than specified above for hose lines with couplings due to the nominal pressure of the couplings or the type of assembly.

PRODUCT IMAGES



GH PROGRESS

TYPE 3 FIRE HOSE WITH RUBBERIZED LINING AND JACKET

MATERIAL CONSTRUCTION

Jacket lining:

- Warp: High-tenacity polyester
- Weft: Polyamide; circular woven
- The special jacket construction ensures outstanding adhesion and much lower pressure loss compared to a 100% polyester jacket lining
- Totally embedded in the rubber, offering optimum protection against mechanical damage

Rubberized lining and jacket:

- Very high-grade NBR/PVC rubber compound, extruded through the weave in a special one-step production process
- Special additives in the compound guarantee outstanding resistance to aging and ozone


ADVANTAGES

- ✓ Very lightweight and highly flexible (also at extremely low temperatures)
- ✓ Small coil diameter
- ✓ Excellent resistance to aging and ozone
- ✓ Lining extremely resistant to seawater and a wide range of chemicals (see resistance table)
- ✓ Resistant to mildew and rot
- ✓ Easy to repair

AT A GLANCE

Standard lengths

- 15 m
- 18 m
- 20 m
- 23 m
- 30 m

 Other lengths available on request (possibly with cutting fee)

Temperature ranges

-20 °C bis 80 °C

(Specifications apply to Water)

Standard colors

red

Areas of application

- Refineries
 - Chemical industry
 - Military
 - Airport fire departments
 - Industrial and municipal fire departments
 - Fire hose for tough conditions
 - Refineries
 - Chemical industry
 - Military
 - Airport fire departments
 - Industrial and municipal fire departments
 - Fire hose for tough conditions
-

PRESSURES

Specifications apply only to the hose (medium water, 20°C). The potential working pressure may be lower than specified above for hose lines with couplings due to the nominal pressure of the couplings or the type of assembly.

DIN 14811 with STORZ couplings:
Ø 25–75 mm: max. working pressure 16 bar

BS 6391:2009 with British Instantaneous couplings:
Ø 38–76 mm: max. working pressure 15 bar
Ø 89: max. working pressure 12 bar

Maximum working pressure:
Approval can only be given by the manufacturer upon clarification of the exact area of application.

Test pressure:
Maintained for 1 min.:
In accordance with DIN 14811:
Ø 25–75: 24 bar

In accordance with BS 6391:2009:
Ø 38–89: 22.5 bar

CONTACT

Gollmer & Hummel GmbH
Gässlesweg 23
75334 Straubenhardt

T +49 (0) 7082 9434-0

F +49 (0) 7082 9434-99

E info@gollmer-hummel.de

DATASHEET

Inside diameter in mm	Weight in g/m	Wall thickness in mm	Working pressure in bar	Max. working pressure in bar	Burst pressure in bar	Approval
25	210	2.3	25	30	75	
38	310	2.3	16	20	50	BS 6391, Lloyds Register
40	310	2.3	16	20	50	
42	320	2.3	16	20	50	
45	340	2.3	16	20	50	BS 6391, Lloyds Register
52	400	2.5	16	20	50	DIN 14811, Lloyds Register
55	420	2.5	16	20	50	
64	570	2.6	16	20	50	BS 6391, Lloyds Register
70	600	2.8	16	20	50	BS 6391, Lloyds Register
75	650	2.9	16	20	50	Lloyds Register
89	850	3.0	16	20	50	

i Specifications apply only to the hose. The potential working pressure may be lower than specified above for hose lines with couplings due to the nominal pressure of the couplings or the type of assembly.

PRODUCT IMAGES



GH TITAN 3F

THE CLASSIC, TRIED AND TRUSTED FOR DECADES. UNCOATED TYPE 1 FIRE HOSE ACCORDING TO DIN 14811

MATERIAL CONSTRUCTION

Jacket:

- High-tenacity polyester yarn, circular woven in twill weave
- Spun-dyed polyester yarn is exclusively used for colored hoses to ensure color fastness
- 3-ply warp threads, heavy-duty construction for better abrasion resistance and pressure parameters

Lining:

- High-grade, smooth EPDM rubber lining with excellent resistance to foaming agents and a wide range of chemicals

ADVANTAGES

- ✓ Tough, very slimline layflat hose that is fully in accordance with the relevant standards, it is ideal for use with a hose carrying basket.
- ✓ Very lightweight and highly flexible (also at extremely low temperatures)
- ✓ Small coil diameter
- ✓ Excellent resistance to aging and ozone
- ✓ Lining extremely resistant to seawater and a wide range of chemicals (see resistance table)

PRESSURES

Working pressure:

Specifications apply only to the hose (medium water, 20 °C). The potential working pressure may be lower than specified above for hose lines with couplings due to the nominal pressure of the couplings or the type of assembly.

Maximum working pressure:

Approval can only be given by the manufacturer upon clarification of the exact area of application.

AT A GLANCE

Standard lengths

- 60 m

i Other lengths available on request (possibly with cutting fee)

Temperature ranges

-40 °C bis 80 °C

(Specifications apply to Water)

Standard colors

white

Areas of application

- Fire department
- Industry
- Shipping
- Military
- Disaster relief
- Construction
- Agriculture

CONTACT

Gollmer & Hummel GmbH
Gässlesweg 23
75334 Straubenhardt

T +49 (0) 7082 9434-0

F +49 (0) 7082 9434-99

E info@gollmer-hummel.de

DATASHEET

Inside diameter in mm	Weight in g/m	Wall thickness in mm	Working pressure in bar	Burst pressure in bar	Bending radius in mm	DIN performance level	DIN number	Approval
25	150	1.8	16	70	400		ZPC 10083	DIN 14811
38	225	2.0	16	60		L2	ZPC 10045	DIN 14811
40	245	2.0	16	60				
42	255	2.0	16	70	600	L1	ZPC 10108	DIN 14811
45	275	2.0	16	60		L2	ZPC 10123	DIN 14811
52	300	2.0	16	65	800	L1	ZPC 10047	DIN 14811
55	310	2.0	16	60				
65	420	2.1	16	60		L3	ZPC 10109	DIN 14811
70	465	2.1	16	60		L3	ZPC 10166	DIN 14811
75	500	2.1	16	65	1000	L2	ZPC 10086	DIN 14811
110	770	2.2	12	40	1100		ZPC 10126	DIN 14811
152	1100	2.2	12	36				

i Specifications apply only to the hose. The potential working pressure may be lower than specified above for hose lines with couplings due to the nominal pressure of the couplings or the type of assembly.

PRODUCT IMAGES

